

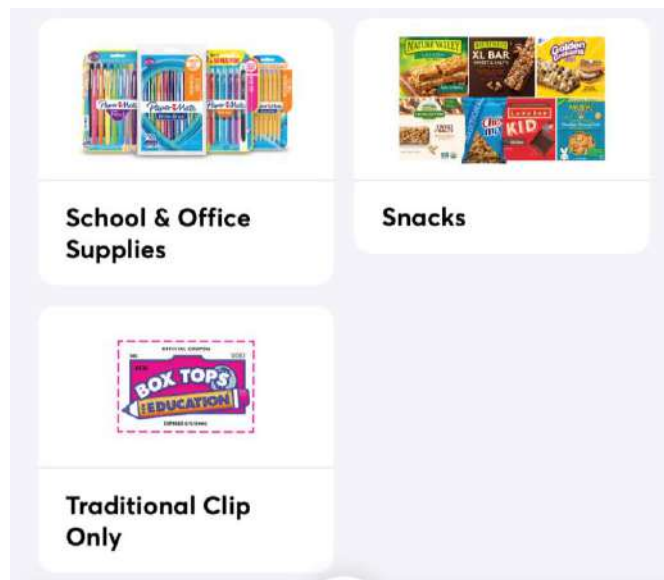
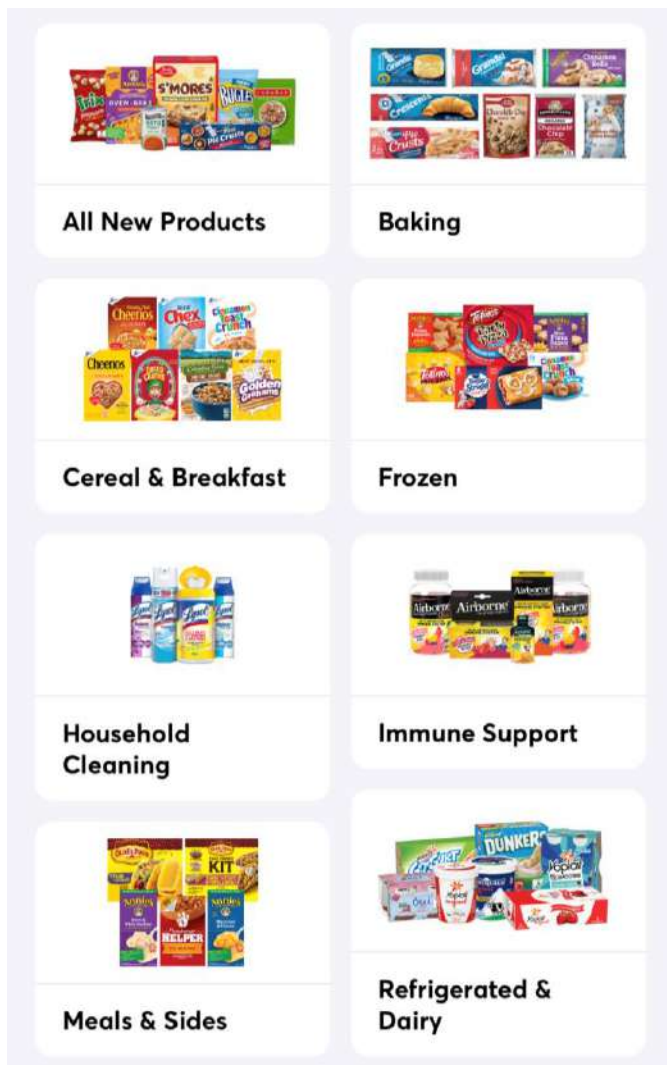
The banner features a dark blue background with a school building icon on the right and various colorful shapes (circles, triangles, squares) scattered around. The text is white and light blue. The logo 'BOX TOP\$ FOR EDUCATION' is in the top left. The navigation menu includes 'ABOUT', 'HOW TO EARN', 'BOX TOPS PRODUCTS', 'GET THE APP', and 'COORDINATORS'. The main headline reads 'YOU CAN MAKE A DIFFERENCE FOR SCHOOLS'. Below it, a paragraph states: 'We believe a child's education is the foundation to reaching their fullest potential. The Box Tops app makes it easy to earn cash for the school of your choice, whether it's your child's school or a local school that could use a little help.'

Box Top\$とは個人で対象商品を購入し申請すると、登録された学校に1商品につき10セント寄付されるプログラムです。

シリアル・スナック・冷凍食品・文具など、さまざまな商品に付いています。

対象商品 (100種類以上) <https://www.boxtops4education.com/s/box-tops-products>



このマークがパッケージに付いている商品が対象です。



こんな感じで付いています。

利用方法（登録）

1. Box Top\$のホームページからアプリをダウンロードします。



READY TO START EARNING FOR SCHOOLS?

GET THE BOX TOPS APP TODAY!


In order to earn cash for your school, you'll need to use the Box Tops app on your mobile device.



Google PlayまたはApp Storeよりダウンロード

利用方法（登録）

2. アプリを起動しサインアップ後、『WESTERN OHIO JAPANESE LANGUAGE SCHOOL』を検索します。最後に名前、誕生日、Zip Codeを入力して登録完了です。



The 'SIGN UP' screen has a dark blue header with a back arrow and the text 'SIGN UP'. It contains three input fields: 'Email address', 'Password', and 'Confirm password'. Below these is a checkbox for 'Send me the Box Tops Newsletter' with a description: 'A weekly email with updates on school earnings, bonus opportunities, coupons, and more.' At the bottom, it says 'OR CONTINUE IN WITH' and has buttons for 'Facebook' and 'Google'.

The 'FIND YOUR SCHOOL' screen is labeled 'Step 1 of 2'. It features a location pin icon and the text 'Before we get started, tell us what school you'll be supporting.' Below this is a search bar with the placeholder text 'Search by school, city, or ZIP...'. A note at the bottom states 'You can change this any time in account settings.' The school name 'WESTERN OHIO JAPANESE LANGUAGE SCHOOL' is entered in the search bar.

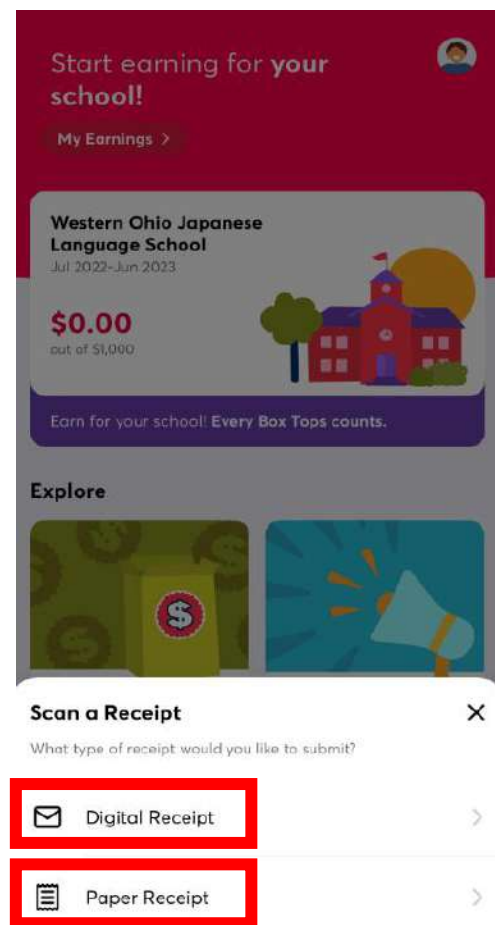
The 'COMPLETE PROFILE' screen is labeled 'Step 2 of 2'. It has an orange profile icon and the text 'Tell us a little bit more about yourself to start earning for your school. All fields required.' Below this are four input fields: 'First name' (with the Japanese label '氏名'), 'Last name', 'Your birthdate' (with the Japanese label '誕生日'), and 'ZIP Code' (with the Japanese label 'ご自宅のZIP CODE').

利用方法（申請）


3. スーパーで対象商品を購入後、レシートをスマートフォンのカメラでスキャンします。



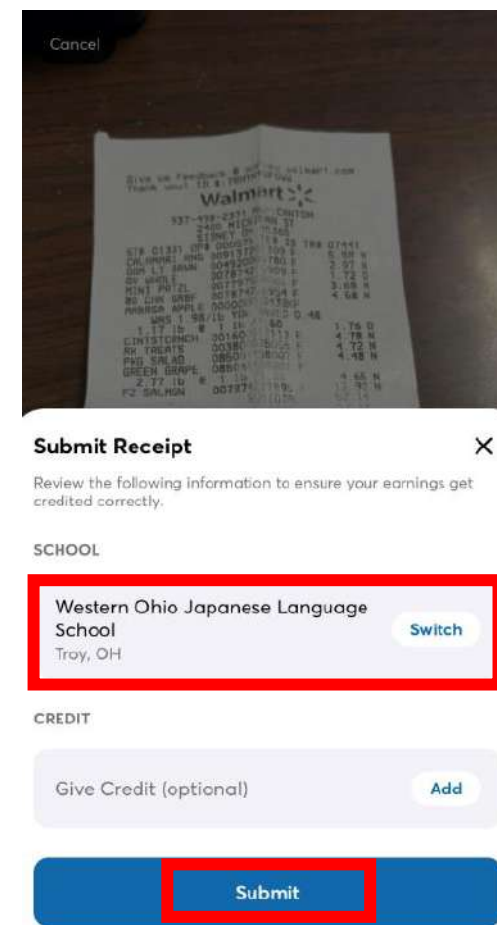
Scanをタップ



ネットで購入した場合はDigital Receiptをタップ
店舗で購入した場合はPaper Receiptをタップ



レシートをスキャン



学校名を確認後、Submitをタップ

利用方法（申請）

4. この画面が表示されたら申請完了です。

注意点

商品購入後、**14日以内**にレシートを
スキャンして送る必要があります。
これを過ぎると無効となります。

